

ISI Japanese Language School



ISI日本語学校

入学相談センター

〒170-6009 東京都豊島区東池袋3-1-1 サンシャイン60 9階

TEL : 03-5960-1335 FAX : 03-5960-1336 E-Mail : info@isi-global.com URL : www.isi-education.com

Facebook : twitter.com/ISIJapan Instagram : www.instagram.com/isijapan Twitter : twitter.com/ISIJapan

I want to learn Japanese to:

- Go to a Japanese university
- Be able to read manga / see anime in Japanese
- Make Japanese friends

General
(Academic)
Japanese

I want to learn Japanese to:

- Work in Japan
- Work for Japanese customers
 - Broaden my career

Business
Career
Japanese



Kyoto

Nagano

Tokyo

**General (Academic)
Japanese**

**Takadanobaba campus
(Tokyo)**

**Ikebukuro campus
(Tokyo)**

Nagano campus

Kyoto campus

Business Japanese

**Harajuku campus
(Tokyo)**

**Shibuya campus
(Tokyo)**

Characteristics of each school





TOKYO- TADANOBABA 高田馬場

- ✓ Between Shinjuku and Ikebukuro
- ✓ Known as 'students' town'

TOKYO | Takadanobaba





TOKYO | Takadanobaba

INFORMATION

POINT1 Large Scale School × Multinational × Multiple Levels

We are the largest Japanese language school in Japan with more than 2,000 students from over 50 countries and regions enrolled at any one time.

POINT2 High-level guidance for higher education

We have a track record and know-how of producing many graduates to difficult-to-enter universities and graduate schools, and our highly specialized guidance skills will lead you to success.

POINT3 Diverse elective classes

A variety of elective classes, including conversation classes, are offered to meet the needs and purposes of studying Japanese as well as for higher education.

TOKYO | Takadanobaba





TOKYO | Takadanobaba



TOKYO- IKEBUKURO

池袋

- ✓ One of the most visited stations in the world
- ✓ Shopping centers and theatres





POINT1 One of the authorized schools approved by the Tokyo Metropolitan Government

School approved by the Tokyo Metropolitan Government, offering curriculums for students aiming for higher education.

POINT2 Neighboring ISI Group Vocational School(TBL)

The Ikebukuro school has a group vocational school attached to it, and many students go on to the group school. It is very attractive that students can feel the Japanese vocational school life and interactive with each other.

POINT3 SDGs Future City × Popular Subculture District

You can study in the SDGs city that represents Japan, and in the attractive environment of a bustling subculture mecca. The Ikebukuro school also offers a variety of classes and extracurricular activities related to SDGs and subcultures.

TOKYO | Ikebukuro





TOKYO | Ikebukuro



TOKYO | Ikebukuro



NAGANO

長野

- ✓ Surrounded by mountains / rivers
- ✓ Rich in nature
- ✓ Renowned place for winter sports



NAGANO

POINT 1 Four-year study plan

After completing 2 years of Japanese language study, students can enroll in 2 years of diploma course at vocational school. We provide total 4 years of integrated education to enhance your expertise.

POINT2 Environment to study with Japanese

There are Japanese students on the same campus, so you will have opportunities to talk with Japanese students on campus, extracurricular activities and cultural festivals.

POINT3 A full range of activities in a rich natural setting

The area surrounding the school is rich in nature, and Ueda City is famous as a city of samurai. There are castles, historical sites, ski resorts and sightseeing spots as well.

NAGANO





NAGANO

NBL 6



isi

NAGANO

KYOTO

京都

- ✓ Cultural and historic center
- ✓ Temples and shrines
- ✓ Beautifully integrated nature





KYOTO

KYOTO

POINT1 Strong support for higher education in the Kansai region

We strongly support students to go on to higher education in the Kansai region with ISI's unique guidance and elective classes to meet student's needs.

POINT2 Tradition and Culture

We offer events that allow you to experience the Japanese seasons and Japanese cultural experiences that take advantage of Kyoto's local characteristics of tradition and culture.

POINT3 A warm, family-like environment and generous support

Kyoto campus has many repeat students. We have a warm family-like atmosphere and supportive environment that makes students want to study abroad again and again.

The logo for 'isi' is displayed in a bold, blue, sans-serif font. The 'i's are lowercase and feature a small circle above the dot. The background of the entire image is a photograph of a modern interior space with a dark brown ceiling, recessed lighting, and a large, light-colored wooden table. A potted plant is visible on the left side of the frame.

isi

KYOTO



isi

KYOTO



TOKYO- HARAJUKU

原宿

- ✓ Center of Japanese POP Culture
- ✓ Place where the word `Kawaii` was born
- ✓ Near Meiji Shrine and Yoyogi Park

TOKYO | Harajuku

POINT1 Career Japanese program specializing in career support

It features a new curriculum that specializes in the acquisition of practical language skills and business skills and manners that can be used in business situations.

POINT2 Popular Tokyo Location

The Harajuku/Shibuya area is known around the world as a center of youth culture. It is known as a town that produces cutting-edge trends, fashion, music, and culture.

POINT3 Evening courses are also available

For those who cannot attend classes during the daytime due to work, or for those who want to learn Japanese in the evening while working part-time on a working holiday visa. This course is also ideal for those who wish to take evening classes in addition to daytime classes.

TOKYO | Harajuku



ISI Career and Language Academy, Harajuku

ISIキャリア外語アカデミー原宿校





TOKYO | Harajuku

BREAKTHROUGH

ROOM-B

TOKYO | Harajuku

TOKYO- SHIBUYA

渋谷

- ✓ Fashionable and culturally advanced area
- ✓ About 500,000 people visit the area daily

TOKYO | Shibuya

POINT1 Career Japanese program specializing in career support

It features in career support by improving business Japanese language skills and business skills at the same time.

POINT2 Popular Tokyo Location

Shibuya area is not only known as a center of youth culture, but also known as "city of IT company" including the headquarters of Google Japan.

POINT3 Corporate Partnerships

ISI Group has many students find employment in Japan every year. With our many years of expertise and active partnerships with outside companies, we offer a wealth of opportunities for internships and job fairs in a variety of industries.

TOKYO | Shibuya

International
Study
Institute

ISI Career and Language Academy, Sibuya
ISI キャリア外国語アカデミー渋谷校

TOKYO | Shibuya



TOKYO | Shibuya



Campus



Characteristics



Capacity



| Campus | Characteristics | Capacity |
|---------------------|--|-----------|
| Takadanobaba | <ul style="list-style-type: none"> • Large Scale School × Multinational × Multiple Levels • High-level guidance for higher education | 2,626 pax |
| Ikebukuro | <ul style="list-style-type: none"> • A variety of classes (university preparatory, graduate school preparatory, specialized, employment, general) • home-like educational environment in an international city | 400 pax |
| Nagano | <ul style="list-style-type: none"> • After completing Japanese language study, students go directly to vocational school. • Specific Skills and Employment Programs | 400 pax |
| Kyoto | <ul style="list-style-type: none"> • Strong support for higher education in the Kansai region • Tradition and Culture | 1,072 pax |
| Harajuku | <ul style="list-style-type: none"> • Career Japanese program specializing in career support • Evening courses | 300 pax |
| Shibuya | <ul style="list-style-type: none"> • “Made-to-order” career support • Corporate Partnerships | 600 pax |



**Course
Introduction**

Timetable and Class Size

- Classes take place from Monday to Friday. Except for national Holidays and school's designated date.
- Students take two class periods per day. One class period lasts 90minutes
- Depending on the class you belong to, you will be divided into morning or afternoon classes.
- The maximum number of students per class is 20.

<Morning Class>

1st period: 8:50~10:20

2nd period: 10:30~12:00

<Afternoon Class >

1st period: 13:00~14:30

2nd period: 14:40~16:10



Timetable and Class Size

- Classes take place from Monday to Friday. Except for national Holidays and school's designated date.
- Students take two class periods per day. One class period lasts 90minutes
- Depending on the class you belong to, you will be divided into morning or afternoon classes.
- The maximum number of students per class is 20.

〈Morning Class〉

1st period: 8:50~10:20

2nd period: 10:30~12:00

〈Afternoon Class〉

1st period: 13:00~14:30

2nd period: 14:40~16:10



General (Academic) Japanese course

Length of Study and Level of Achievement

Classes are divided into up to 8 levels, from beginner to advanced.

| Level | | JLPT | EJU | CEFR | Number of kanji | Elective class | Period |
|--------------|-----|-------|-----|-------|-----------------|----------------|----------|
| Beginner | I | N5 | — | A1 | 150-200 | — | 6 months |
| | II | N4 | — | A2 | 300 | — | |
| Intermediate | I | N3 | 220 | B1 | 500 | — | 9 months |
| | II | N2 | 250 | | 800 | ○ | |
| | III | | 280 | 1,100 | ○ | | |
| Advanced | I | N2/N1 | 300 | B2 | 1,400 | ○ | 9 months |
| | II | N1 | 320 | | 1,700 | ○ | |
| | III | | 340 | C1 | 2,000+ | ○ | |

Length of Study and Level of Achievement

Classes are divided into up to 8 Levels, from beginner to advanced

| Level | | JLPT | CEFR | Elective class | Period |
|-----------------------|-----|-------|------|----------------|---------|
| Beginner | | N5 | A1 | — | 6months |
| Beginner-Intermediate | | N4 | A2 | | |
| Intermediate | I | N3 | B1 | | 9months |
| | II | N2 | | | |
| | III | | | | |
| Advanced | I | N2/N1 | B2 | 9months | |
| | II | N1 | | | |
| | III | | C1 | | |

Levels and Objectives

| Levels | | Primary Text | Learning Outcomes |
|--------------|-----|---|---|
| Beginner | I | Minna no Nihongo Shokyu I , Kanji Master N5 | Able to read and write Hiragana and Katakana and read simple sentences. |
| | II | Minna no Nihongo Shokyu II , Kanji Master N4 | Able to read and write sentences related to topics familiar to them Accustomed to pronunciations. |
| Intermediate | I | Minna no Nihongo Shokyu II , Chuukyuu e ikou, Kanji Master N4/N3 | Understand newspaper articles and news about Japanese society and culture. Be able to understand anime and drama in Japanese and express opinions or feelings in written sentences or verbal communication. |
| | II | Chukyu kara Manabu Nihongo, Shin Kanzen Master Grammar N3/N2, Kanji Master N2 | |
| | III | | |
| Advanced | I | Theme betsu Jokyū de Manabu Nihongo, Shin Kanzen Master Grammar N2/N1, Kanji Mater N1 | Modify the structure of sentences and use various expressions in conversations depending on the occasion. |
| | II | | Able to grasp the main idea of paragraphs and effectively express opinions and feelings. |
| | III | | Able to understand ambiguous expressions and express opinions in a round about way. |

| Level | Primary Text | Learning Outcomes |
|------------------|--|---|
| Beginner | Dekiru Nihongo Shokyu | Able to read and write Hiragana and Katakana and read simple sentences. Can understand short stories if spoken slowly and clearly and can understand sentences written in simple language. |
| Pre-Intermediate | Dekiru Nihongo Shochukyu | Able to read and write sentences related to topics familiar to them. Accustomed to Japanese pronunciations. Understand non-verbal communication that is unique to Japan |
| Intermediate | I Dekiru Nihongo Chukyu | Can read and understand familiar texts and short stories. Can interact using verbal and non-verbal communication typical in business situations. |
| | II Shin Chukyukara - Joukyu | Understand newspaper articles and news about Japanese society and culture. Know and understand Japanese business culture. To be able to prepare for job hunting. |
| | III e no Nihongo | Understand Japanese animation and drama and be able to express opinions and feelings in writing and orally. Acquire appropriate business Japanese for vertical and horizontal relationships with superiors and co-workers in an organization. |
| Advanced | I Nihongo Choukyu Wasya e | Modify the structure of sentences and use various expressions in conversations depending on the occasion. To be able to acquire appropriate business Japanese for “Uchi-Soto(in group, out group)”relationships with customers and business partners. |
| | II no Kakehashi Kichinto Tsutaeru Gijyutsu to Hyougen, Teaching materials | Able to grasps the main ideas of paragraphs and effectively express opinions and feelings. To be able to understand and write basic Japanese business documents and e-mails. |
| | III | Able to understand ambiguous expressions and express opinions in a round about way. Acquire Japanese business communication skills that will enable you to be an active member of an organization. |

Elective Classes

Elective classes are offered to Intermediate II and above students according to their future paths and objectives. (Job Finding Class is for Intermediate III and above.) Elective classes are held twice a week (90 minutes per class).

| Implementing Schools | Graduate School Pathway Class | EJU Preparation Class | JLPT Preparation Class | Job Finding Class | Practical Conversation Class |
|----------------------|-------------------------------|-----------------------|------------------------|-------------------|------------------------------|
| Takadanobaba Campus | ● | ● | ● | ● | ● |
| Ikebukuro Campus | | ● | ● | ● | ● |
| Kyoto Campus | ● | ● | ● | ● | ● |
| Nagano Campus | | ● | ● | | ● |

Top University Preparation Class (Takadanobaba Campus only)

Classes for students who wish to enter top universities and graduate schools in Japan

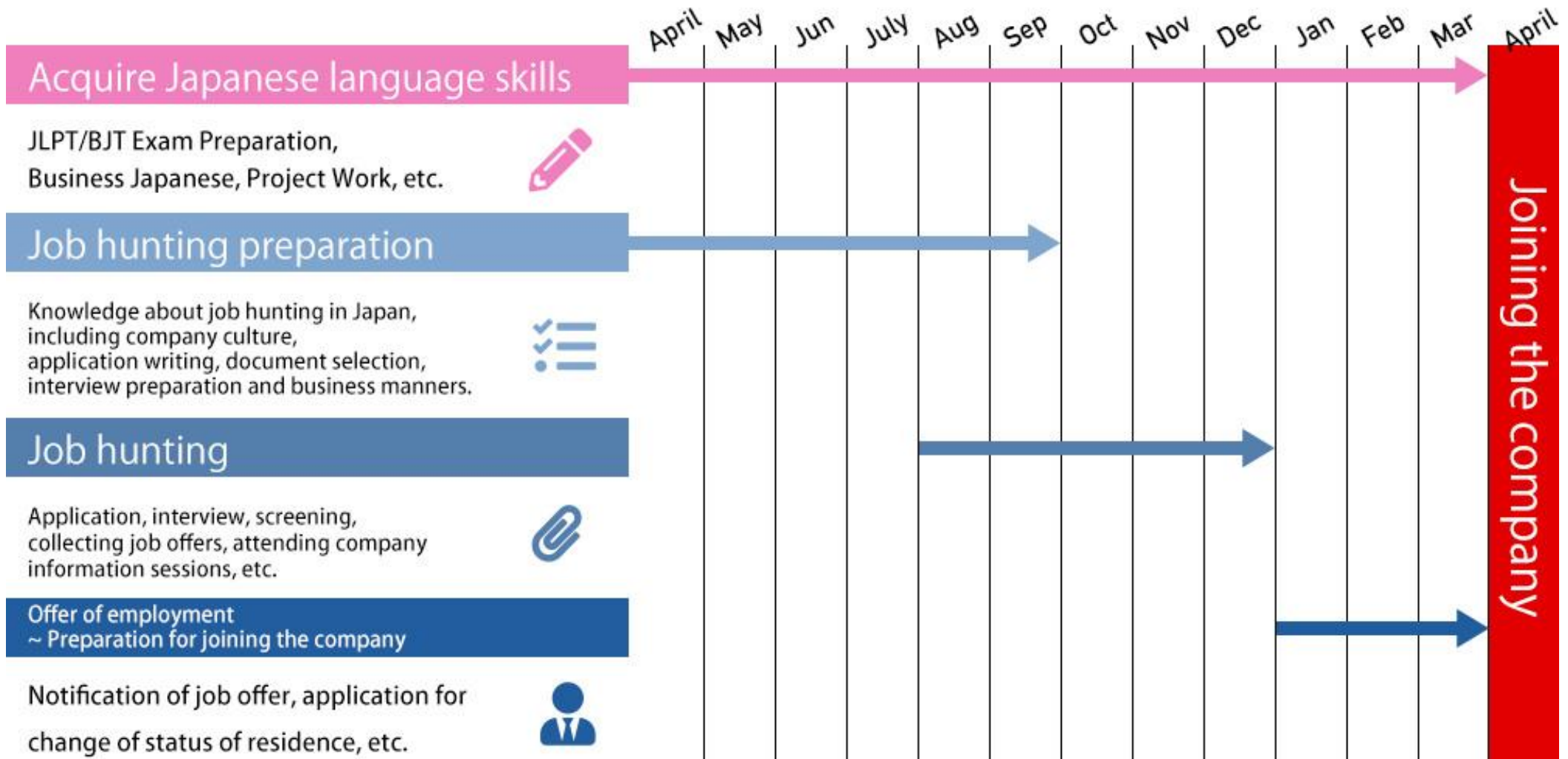
Students who wish to join the class may take a selection exam held periodically, and those who pass the exam may join the special class.



Characteristics

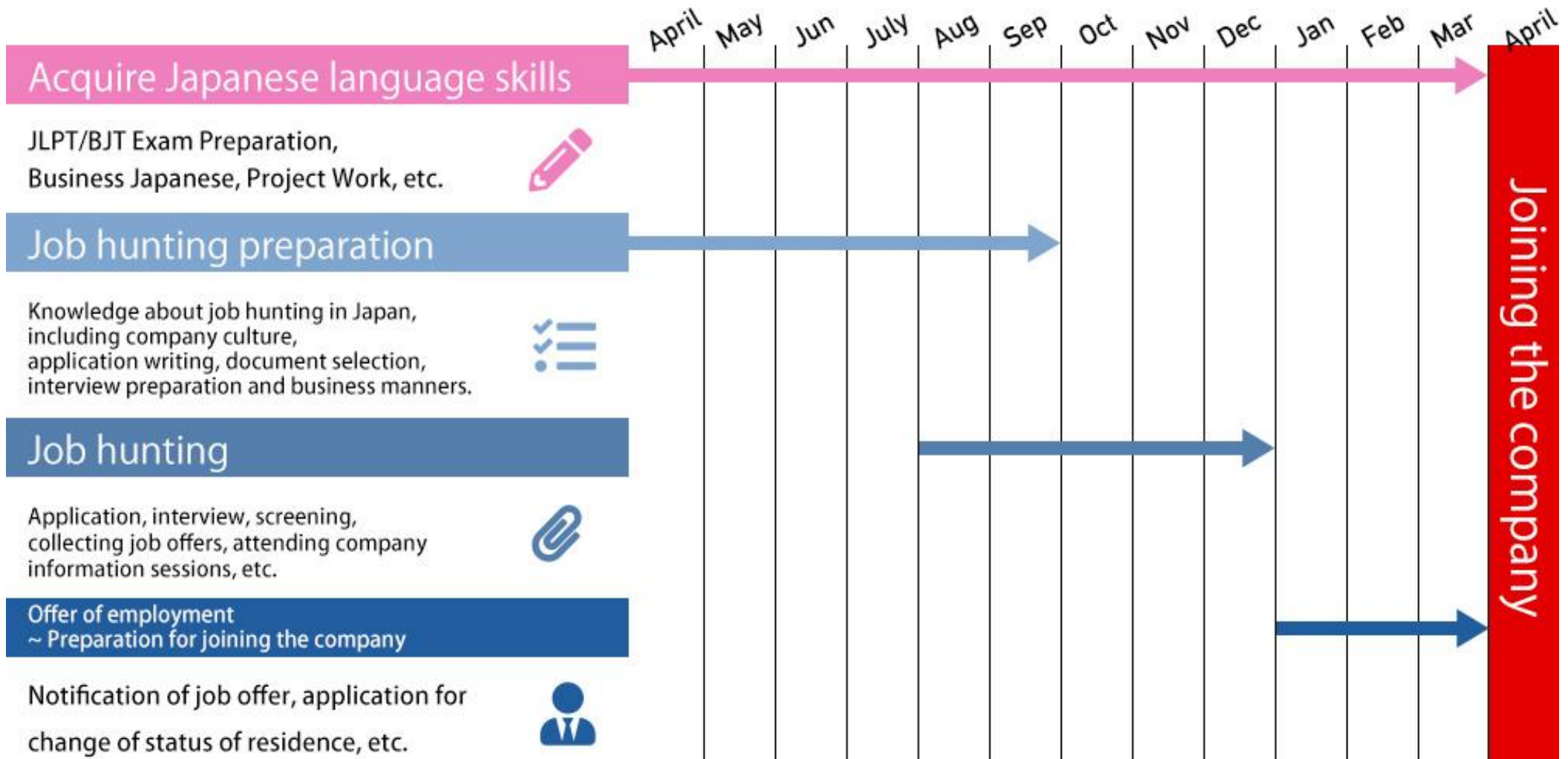
- The curriculum is faster than the regular curriculum, and includes JLPT and EJU preparation(subject: Japanese)
- Preparation for university and graduate school entrance exams(essay, statement of purpose, research plan, original exams for each university, interviews, etc.)

Career Roadmap (example)





Career Roadmap (example)




Long-term course 1 year (4 semesters)

| School name | Takadanobaba | Ikebukuro | Harajuku | Shibuya | Nagano | Kyoto |
|------------------|----------------|----------------|----------------|----------------|----------------|----------------|
| Visa Application | 22,000 | 22,000 | 22,000 | 22,000 | 22,000 | 22,000 |
| Admission | 55,000 | 55,000 | 55,000 | 55,000 | 55,000 | 55,000 |
| Tuition | 695,000 | 695,000 | 750,000 | 750,000 | 620,000 | 680,000 |
| Materials | 33,000 | 33,000 | 44,000 | 44,000 | 33,000 | 33,000 |
| Facilities | 44,000 | 44,000 | 56,000 | 56,000 | 33,000 | 33,000 |
| Total | 849,000 | 849,000 | 927,000 | 927,000 | 763,000 | 823,000 |
| | ≒5,866 € | ≒5,866 € | ≒6,405 € | ≒6,405 € | ≒5,272 € | ≒5,687 € |

Short-term course 3 months (semester)

| School name | Takadanobaba | Ikebukuro | Harajuku | Shibuya | Nagano | Kyoto |
|--------------|----------------|----------------|----------------|----------------|----------------|----------------|
| Admission | 15,000 | 15,000 | 15,000 | 15,000 | 15,000 | 15,000 |
| Tuition | 173,750 | 173,750 | 187,500 | 187,500 | 155,000 | 170,000 |
| Materials | 8,250 | 8,250 | 11,000 | 11,000 | 8,250 | 8,250 |
| Facilities | 11,000 | 11,000 | 14,000 | 14,000 | 8,250 | 8,250 |
| Total | 208,000 | 208,000 | 227,500 | 227,500 | 186,500 | 201,500 |
| | ≒1,437 € | ≒1,437 € | ≒1,917 € | ≒1,917 € | ≒1,288 € | ≒1,392 € |



Application process

Enrollment Date

| Enrollment date (Enrolment Period) | April (2 years) | July (1 year 9 months) | October (1 year 6 months) | January (1 year 3 months) |
|---|------------------------------------|------------------------------|---------------------------------|-------------------------------------|
| Approximate Application Deadline | Late October | Early February | Late April | The previous year Early August |
| Application Submission at Immigration Services Agency | The previous year Late November | Mid March | Early June | The previous year Mid September |
| Residency Grant and Payment | Late February | Late May | Late August | The previous year Early November |
| Apply to Visa at Embassy/Consulate | Early March | Early June | Early September | The previous year Early December |

*The study period at Harajuku Campus is 1 year or 2 years.

*Please note that admission will be closed as soon as each school's capacity is full.

Required documents

- **Application Form (Excel)**
- **Photograph**
- **Passport Copy**
- **Copy of diploma or certificate of final education**
- **Certificate of Japanese Language Study** (Applicable person only)
- **Certificate of bank balance**
- **Annual Income Certificate** or Annual Tax Statement for the past year

Application Procedure

| | |
|---|--|
| 1 | <ul style="list-style-type: none"> • Submit application form and required documents • Payment of the examination fee (by bank transfer or Flywire) |
| 2 | <ul style="list-style-type: none"> • Application for Certificate of Eligibility(COE) • 【ISI applies on behalf of the applicant】 |
| 3 | <ul style="list-style-type: none"> • Issue of Letter of Acceptance • Start using Student support portal site “Campusmate-J” |
| 4 | <ul style="list-style-type: none"> • Issue of Certificate of Eligibility(COE) • Payment of tuition fee etc.(by bank transfer or Flywire) |
| 5 | <ul style="list-style-type: none"> • Take the placement test on the website |
| 6 | <ul style="list-style-type: none"> • Sending the original Certificate of Eligibility, Letter of Admission, Permit to Engage in Activity other than that Permitted by the Status of Residence Previously Granted • Sending Information on Admissions and Immigration via (「Campusmate-J」) |
| 7 | <ul style="list-style-type: none"> • Apply for a visa to enter Japan at a Japanese embassy or consulate abroad |
| 8 | <ul style="list-style-type: none"> • Booking the flight • Submit the E-ticket with the arrival flight and arrival time via “Campusmate-J” |
| 9 | <ul style="list-style-type: none"> • Attend school on enrollment day |

Application procedure

| | |
|---|---|
| 1 | <ul style="list-style-type: none">• Submission of documents (data) |
| 2 | <ul style="list-style-type: none">• Issuing of Invoice <p>*If an invitation document is required, a separate fee of 12,000 yen is required.</p> <ul style="list-style-type: none">• Payment of tuition fee etc. |
| 3 | <ul style="list-style-type: none">• Issuing of Letter of Acceptance (PDF) |
| 4 | <ul style="list-style-type: none">• Apply for a "Temporary Visitor Visa" at a Japanese Embassy or consulate abroad. <p>*It may take several weeks to receive the visa.</p> |
| 5 | <ul style="list-style-type: none">• Take the placement test on the website |
| 6 | <ul style="list-style-type: none">• Booking the flight• Submit the E-ticket with the arrival flight and arrival time. |
| 7 | <ul style="list-style-type: none">• Attend school on enrollment day |

Accommodation



Accommodation

The living environment is important for a safe and comfortable study abroad experience. ISI can arrange the following accommodations upon request.



Student House

- Most reasonable type of stay
- Choice of rooms for 1 to 3 persons



Homestay

- Able to learn Japanese as a member of the family
- Able to learn about the differences in Japanese culture, customs, and lifestyle.



Guest House

- Able to Interact with residents of various nationalities
- Includes bedding rental



Weekly apartment

- Each room is fully furnished with furniture and appliances
- Each room is equipped with a mini-kitchen, bath and toilet

Student House



| | |
|------------------|---|
| Type | Single, double or triple rooms |
| Kitchen/Bath | Sharing |
| Meal | No Meal (cooking for oneself) |
| Recommended for: | <ul style="list-style-type: none"> ▪ Those looking for a residence with a resident or patrolling caretaker. ▪ Those who want to keep costs relatively reasonable. ▪ Those who want to live together with students from countries around the world. |

Homestay



| | |
|------------------|---|
| Type | Single room |
| Meal | Meals available (breakfast and dinner) |
| Recommended for: | <ul style="list-style-type: none"> ▪ Those who want to improve their Japanese quickly ▪ Those who want to know about Japanese customs and culture ▪ Those who want to experience the Japanese way of life. ▪ Minors |

Guest House



| | |
|-----------------|---|
| Type | Single room (Double room is available when two persons apply at the same time) |
| Kitchen/Bath | Sharing |
| Meal | No meal (cooking for oneself) |
| Recommended for | <ul style="list-style-type: none"> • Those who want to interact with people from various backgrounds • Those who want to live in a multinational environment with people of various nationalities |

Weekly Apartment



| | |
|-----------------|--|
| Type | Single room (Double room is available when two persons apply at the same time) |
| Kitchen/Bath | Each room |
| Meal | No Meal (cooking for oneself) |
| Recommended for | <ul style="list-style-type: none"> • Those who want to stay more reasonably priced than a hotel • Those who value their hobbies, private life, and time to themselves Short-term visitor |

Fees

Student House | Long stay (1 semester / 3 months)

| Room type | Type | Takadanobaba | Ikebukuro | Harajuku | Shibuya | Nagano | Kyoto |
|-----------|------|--------------|----------------|-------------|---------|-------------------------------|-------------------------------|
| Single | A | | 323,000 | (≒ 2,232 €) | | 255,000 (≒ 1,762 €) | 296,000 (≒ 2,045 €) |
| | B | | 296,000 | (≒ 2,045 €) | | — | 260,000 |
| Twin | A | | 239,000 | (≒ 1,651 €) | | 189,000 (≒ 1,306 €) | 230,000 (≒ 1,589 €) |
| | B | | — | | | 177,000 | 218,000 |
| Triple | | | — | | | 156,000 | — |
| Quadruple | | | — | | | 156,000 | — |

※ Nagano schools offer a 50,000 yen waiver if you pay for six months (two semesters) at once.

Fees

Others | Short stay (4 weeks)

| Type | Room | Takadano baba | Ikebukuro | Harajuku | Shibuya | Nagano | Kyoto |
|------------------|--------|------------------|---------------------------|----------|---------|------------------------------|-------------------------------|
| Student House | Single | | 136,400 (≒942 €) | | | 101,200 (≒699 €) | 119,600~ (≒826 €~) |
| | Twin | | 101,200 (≒699 €) | | | 76,000 (≒525 €) | 92,800~ (≒641 €~) |
| Homestay | Single | | 170,500 (≒1,178 €) | | | 170,500 (≒1,178 €) | 170,500 (≒1,178 €~) |
| Guesthouse | Single | | 136,400 (≒942 €) | | | — | — |
| | Twin | | 101,200 (≒699 €) | | | — | — |
| Weekly Apartment | Single | | 205,600 (≒1,420 €) | | | — | — |
| | Twin | | 143,500 (≒911 €) | | | — | — |



Airport transfer

Airport transfer

Upon arrival in Japan, a pick-up service is available from the airport to your accommodation. A pick-up person will meet you at the arrival gate.



Narita Airport



Haneda Airport

Kansai International Airport

Students with housing reservations: Submit flight information (e-ticket) at least 2 weeks prior to arrival date

Others: Submit flight information (e-ticket) at least 1 month prior to arrival date

Check-in time by type of stay

| Location | Nearest Airport | Accommodation Type | Check-in time | Flight Arrival Time |
|----------|--|--------------------|---------------|---------------------|
| Tokyo | Narita Airport or Haneda Airport | Student house | 9:00-20:00 ※ | 8:00-18:00 |
| | | Weekly mansion | 14:00-18:00 | 8:00-15:00 |
| | | Guest house | 9:00-18:00 | 8:00-15:00 |
| | | Homestay | 9:00-20:00 | 8:00-18:00 |
| Kyoto | Kansai International Airport | Student house | 9:00-20:00 | 10:00-18:00 |
| | | Homestay | 9:00-20:00 | 8:00-18:00 |
| Nagano | Narita Airport or Haneda Airport | Student house | 9:00-20:00 | 5:00-15:00 |
| | | Homestay | 9:00-20:00 | 5:00-15:00 |

※ Student houses in Tokyo will be open until 22:00 only on the Dorm entry days.

Fees

| Destination | Narita Airport / Haneda Airport | Kansai International Airport |
|--|---------------------------------|------------------------------|
| Student House (designated date) | 6,000 (≒41 €) | 6,000 (≒41 €) |
| Student House (outside of designated days) | 18,000 (≒124€) | 15,000 (≒103 €) |
| Homestay | 18,000 (≒124€) | 18,000 (≒124€) |
| Guesthouse | 31,000 (≒214 €) | — |
| Weekly Mansion | 31,000 (≒214 €) | — |

※ One suitcase and one baggage are included in the price. 1,000 JPY will be charged on site for an extra suitcase (max. 1 extra suitcase).



ISI website



ISI Youtube channel

**We are looking forward to
welcoming you!**